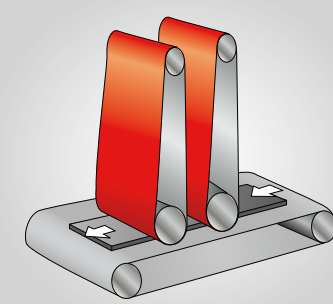



## Sanding Head Type

### 砂光頭型式

#### 上砂 Top Sander

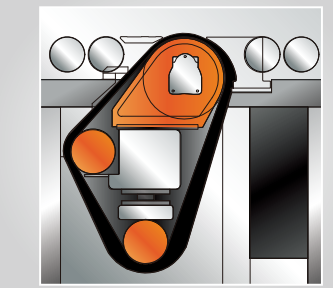


型式：A-A 橡膠輪-橡膠輪  
Type：A-A ROLLER - ROLLER

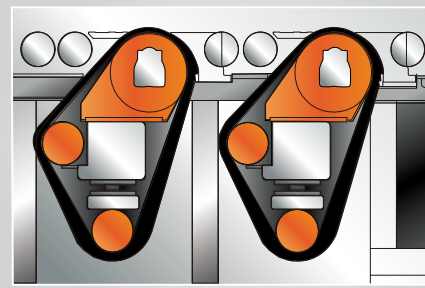


型式：A-A-A 橡膠輪-橡膠輪-橡膠輪  
Type：A-A-A ROLLER - ROLLER - ROLLER

#### 下砂 Bottom Sander



型式：A 橡膠輪  
Type：A ROLLER



型式：A-A 橡膠輪-橡膠輪  
Type：A-A ROLLER - ROLLER

## Specifications

### 特性

- 有600、900、1300mm工作寬度供選擇。
- 有雙頭、三頭及四頭之設計。
- 微電腦數字控制器。
- 四支升降角牙。
- 無段變速輸送馬力。
- 碟式煞車。
- 輸送帶軌跡追蹤。
- 主要馬力電流表。
- 快速更換砂帶裝置。
- 緊急停止擋板。

### 選購配備

- 乾式研磨或濕式研磨。
- 輸送及砂帶速度可選購變頻器控制。
- 依不同砂光需求選購刷輪。
- 滾輪式輸送台。
- 濕磨循環過濾系統。

依客戶工件特性及要求另有客製規格

### Feature

- Available in 600, 900, 1300mm working widths.
- Double, Triple and Four rollers.
- Digital readout control panel.
- Four lifting poles.
- Variable feed motor.
- Disc brakes on main motor.
- Conveyor belt tracking.
- Main motor load meter.
- Quick release of sanding belt.
- Emergency stop bar.

### Optional

- Wet or Dry system.
- Options for feeding and sanding speed controlled by inverter.
- Brush option upon sanding request.
- Roller conveyor table.
- Circulation system for wet sanding.

Custom made upon request.

## Product Features

### 產品特性說明

#### 自動停機保護

砂帶兩側裝有微動開關和壓力開關，可防止砂帶運轉偏離正常軌跡。當無氣壓或氣壓不足，未裝砂帶、砂帶未張緊時，會自動停機；但昇降馬達仍可作用。砂帶斷裂時自動煞車停機，確保人員及機械安全。

#### 入口緊急停止擋板

在機器入口處裝置有緊急停止擋板，讓操作人員可即時並輕易的做緊急停止的動作。

#### 緊急停止開關

在螢幕控制器下方裝配有明顯的緊急停止開關，讓使用者可輕易的做緊急停止的動作。

#### AUTOMATIC STOP

Limit switches are fitted at both sides of the sanding belt to prevent the belt running from the track. The machine will stop automatically if there is no air supply, no sanding belt mounted, or if the belt becomes loose.

Only the elevation driving motor will function. The machine will brake immediately if the sanding belt breaks during operation, providing maximum safety for operator and machine.

#### INFEED EMERGENCY BRAKE

Infeed emergency brake for operator stop the machine easily.

#### EMERGENCY STOP BUTTON

Below the PLC touch screen, there is an emergency stop button for operator press immediately.

#### 變頻器

本機裝置高性能變頻器，提供無段變速調整砂紙速度，適合各式金屬砂光。  
(選購配備)

#### INVERTER

The machine is built with a high performance frequency inverter which can be adjusted for any desired speed to accommodate a variety of metal.  
(Optional)

#### 水槽裝置

濕磨砂光機入口及出口水槽裝置確保工件表面清潔。  
(選購配備)

#### WATER TANK DEVICE

In feed and out feed water tank device ensure the panel surface clean.  
(Optional)



振興機械工業有限公司  
Jun Shiau Machinery Co., Ltd.  
聯蕭機械工業有限公司  
Sanderson Machinery Co., Ltd.

一廠 台中市豐原區東滿里三豐路972巷16號  
二廠 台中市豐原區東滿里三豐路602巷4號  
三廠 台中市神岡區國豐路一段100號  
NO. 100, SEC. 1, GWO GENG RD.,  
SHENGANG DIST, TAICHUNG 42942,  
TAIWAN

TEL: +886-4-25277165-9  
FAX: +886-4-25239786  
http: //www.sander.com.tw  
E-mail: junshiau@ms16.hinet.net

AC Design 04-27071159

www.sander.com.tw








MTS-series  
金屬砂光機 METAL SANDER



勝興牌砂光機





# MTS METAL SANDER

## 振蕭砂光機 顯赫的技術品牌

振蕭公司秉持豐富的專業技術經驗，設計製造各式寬帶砂光機，符合各種不同砂光用途需求，廣受業界讚賞的振蕭砂光機，將展現優異的砂光成品，機械特性及高效率之砂光。

## BRILLIANT ENGINEERING CAPABILITY

We focus extensive experience and strong engineering capabilities on your sanding jobs to ensure the solution is a perfect match to your sanding applications.

## MTS-系列 / 重型

適用於不鏽鋼板No.3、No.4、HL之砂光及金屬板之砂光及拋光不鏽鋼板、鋁板、鋁合金板、鈦合金板、壓合鋼板、鐵板、銅板等各種金屬板表面磨砂、拋光、拉絲，亦可用於各種五金件、沖壓件、鑄件、鈹金成品件等平面砂光、除鏽、去毛刺、去焊接痕跡等。

## MTS-SERIES/ HEAVY DUTY


Application for stainless steel No.3 , No.4, HL metal finishing and polishing. Stainless steel, aluminum, aluminum alloy plate, titanium plate, laminated steel, iron, copper and other metal plate surface grinding, polishing, drawing, can also be used for a variety of hardware, stampings, castings, sheet metal parts and other finished flat sanding, rust, deburring, welding and other marks.



## Type of brush



砂布棕輪 Sand cloth brush



圓盤刷 Disc brush



尼隆刷 Nylon brush



鋼刷輪 Wire brush



不織布輪 Non woven brush



棕刷輪 Fiber brush